


**YLM
GG
60CELL**

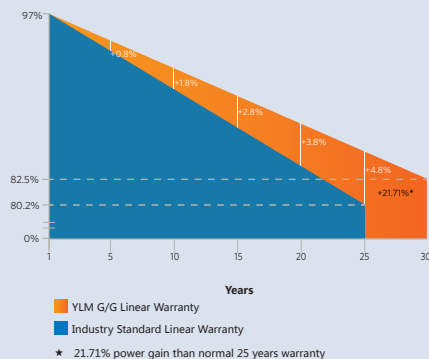


22.0%
CELL EFFICIENCY

10 YEAR
PRODUCT WARRANTY

0-5W
POWER TOLERANCE

30 Years Linear Warranty



DOUBLED STRENGTH FOR MULTIPLIED RELIABILITY

Whenever the conditions are requiring a more robust solution, our modules are the right choice. Carefully chosen materials, state of the art solar cells and our experience in manufacturing ensure in addition the high product quality.

+ $\frac{W}{m^2}$ High Power Density
High efficiency monocrystalline silicon cells with high transmission and textured glass, could minimize installation costs and maximize kWh output of the system per unit area.

Durability
Durable modules, independently tested for harsh environmental conditions, such as exposure to salt mist, ammonia or dust.

PID Resistant
Tested in accordance to the IEC 62804 standard, YLM GG modules have demonstrated resistance against PID (Potential Induced Degradation), which translates to security for the investment.

Optimal Self-cleaning@DL
Optimal self-cleaning due to frameless module design.

Mechanical Performance@DF
Specially designed aluminium frames enhance the mechanical performance of modules and the installation efficiency of systems.

Yingli Green Energy

Yingli Green Energy Holding Company Limited, known as "Yingli Solar", is one of the world's leading solar panel manufacturers with the mission to provide affordable green energy for all. Yingli Solar makes solar power possible for communities everywhere by using our global manufacturing and logistics expertise to address unique local challenges.

ELECTRICAL PERFORMANCE

Module type	60DL (60 cell, frameless): YLxxxDG2530L-2	60DF (60 cell, framed): YLxxxDG2530F-2	(xxx=Pmax)
-------------	---	--	------------

Electrical Parameters at Standard Test Conditions (STC)

Power output	P_{max}	W	345	340	335	330	325	320	315	310
Voltage at P_{max}	V_{mpp}	V	35.72	35.46	35.19	34.93	34.65	34.38	34.10	33.81
Current at P_{max}	I_{mpp}	A	9.66	9.59	9.52	9.45	9.38	9.31	9.24	9.17
Open-circuit voltage	V_{oc}	V	41.84	41.57	41.30	41.03	40.76	40.49	40.22	39.95
Short-circuit current	I_{sc}	A	10.33	10.26	10.19	10.12	10.05	9.98	8.91	8.84
Power output tolerance	ΔP_{max}	W	0 / + 5							
Module efficiency@60DL	η_{mpp}	%	20.71	20.41	20.11	19.81	19.51	19.21	18.91	18.61
Module efficiency@60DF	η_{mpp}	%	20.51	20.21	19.92	19.62	19.32	19.02	18.73	18.43

Electrical Parameters at Nominal Module Operating Temperature (NMOT)

Power output	P_{max}	W	262.13	258.34	254.50	250.76	246.91	243.16	239.36	235.53
Voltage at P_{max}	V_{mpp}	V	33.92	33.67	33.42	33.17	32.90	32.65	32.38	32.11
Current at P_{max}	I_{mpp}	A	7.73	7.67	7.62	7.56	7.50	7.45	7.39	7.34
Open-circuit voltage	V_{oc}	V	39.68	39.43	39.17	38.91	38.66	38.40	38.15	37.89
Short-circuit current	I_{sc}	A	8.32	8.27	8.21	8.15	8.10	8.04	7.18	7.12

Bifacial Output (Backside Power Gain)

Power output (power gain 10%)	W	380	374	369	363	358	352	347	341
Power output (power gain 15%)	W	397	391	385	380	374	368	362	357
Power output (power gain 25%)	W	431	425	419	413	406	400	394	388

STC: 1000W·m⁻² irradiance, 25°C cell temperature, AM1.5 spectrum according to EN 60904-3.
 NMOT: temperature near maximum power point at 800W·m⁻² irradiance, 20°C ambient temperature, 1m·s⁻¹ wind speed.

THERMAL CHARACTERISTICS

Nominal module operating temperature	NMOT	°C	39±2	Bifaciality			
Temperature coefficient of P_{max}	γ_{Pmax}	% / °C	-0.36	Bifaciality of P_{max}	ϕ_{Pmax}	%	70.0
Temperature coefficient of V_{oc}	β_{Voc}	% / °C	-0.30	Bifaciality of V_{oc}	ϕ_{Voc}	%	99.1
Temperature coefficient of I_{sc}	α_{Isc}	% / °C	0.05	Bifaciality of I_{sc}	ϕ_{Isc}	%	70.0

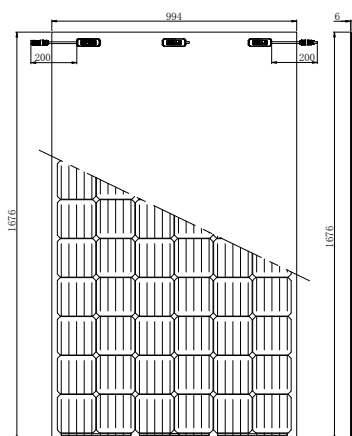
OPERATING CONDITIONS

Max. system voltage	1500V _{DC}	Front and back cover (material / thickness)	low-iron semi-tempered glass / 2.5mm x 2
Max. series fuse rating*	20A	Cell (material / number of busbar)	p-type monocrystalline / 5-12
Operating temperature range	-40°C to 85°C	Frame (60DL / 60DF)	none / anodized aluminium alloy
Hailstone impact (diameter / velocity)	25mm / 23m·s ⁻¹	Cable (length / cross-sectional area)	200mm / 4mm ²
Snow load, front (60DL / 60DF)	3000Pa / 5400Pa	Junction box (protection degree)	≥ IP67
Wind load, back (60DL / 60DF)	2400Pa / 2400Pa	Plug connector (type / protection degree)	RH 05-8 / IP67

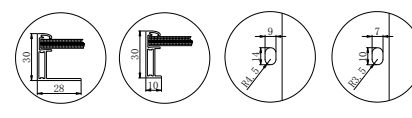
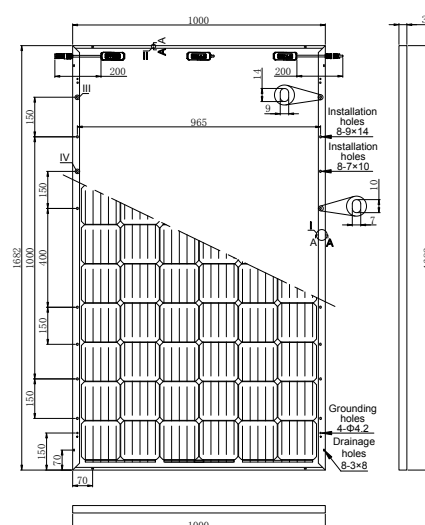
*DO NOT connect Fuse in Combiner Box with two or more strings in parallel connection.

PACKAGING SPECIFICATIONS

Packaging Specifications@60DL		Packaging Specifications@60DF	
Dimensions (L / W / H)	1676mm / 994mm / 6mm	Dimensions (L / W / H)	1682mm / 1000mm / 30mm
Weight	23.3kg	Weight	24.6kg
Number of modules per pallet	36	Number of modules per pallet	34
Number of pallets per 40' container	24	Number of pallets per 40' container	26
Packaging pallets dimensions (L / W / H)	1803mm / 1138mm / 1177mm	Packaging pallets dimensions (L / W / H)	1746mm / 1160mm / 1167mm
Pallet weight	903kg	Pallet weight	883kg



Figure@60DL unit: mm



Figure@60DF unit: mm

QUALIFICATIONS & CERTIFICATES

IEC 61215, IEC 61730, CE, ISO 9001: 2015, ISO 14001: 2015, BS OHSAS 18001: 2007



- Due to continuous innovation, research and product improvement, the specifications in this product information sheet are subject to change without prior notice. The specifications may deviate slightly and are not guaranteed.
- The data do not refer to a single module and they are not part of the offer, they only serve for comparison to different module types. The company reserves the final right to explain any of the data included here.

Warning: Read the Installation and User Manual in its entirety before handling, installing and operating Yingli Solar modules.

Yingli Green Energy Holding Co., Ltd.

Tel: +86-312-8922216

service@yingli.com